


# TIK/TEE Motherboard Labelling



Look closely at the following motherboards and identify each of A - O using the words below.


A. \_\_\_\_\_

B. \_\_\_\_\_

C. \_\_\_\_\_

D. \_\_\_\_\_

E. \_\_\_\_\_



F. \_\_\_\_\_


G. \_\_\_\_\_

H. \_\_\_\_\_

I. \_\_\_\_\_

J. \_\_\_\_\_

K. \_\_\_\_\_



L. \_\_\_\_\_

M. \_\_\_\_\_

N. \_\_\_\_\_

O. \_\_\_\_\_

CPU, Serial Port, Parallel Port, Keyboard/Mouse Ports, PCI Slot, ISA Slot  
BIOS Chip, RAM Sockets, Processor Socket, ATX Power Connector,  
IDE Connector, Floppy Connector, USB Ports, CMOS Battery, AGP Slot

Name: \_\_\_\_\_

Date: \_\_\_\_\_